



# Alfa Laval MR

## Performance curves

### MR

	50 Hz		
Motor:	1500 rpm. synchr.		
Tolerance:	±5%		
Type:	185S 185US	200S 200US	300
Impeller,:	199 mm	199 mm	240 mm
Pump inlet, Dia.:	76 mm	76 mm	76 mm
Pump outlet, Dia.:	76 mm	76 mm	76 mm

Performance data refer to water at 20 °C



**NOTE!** The curves refer to motor:

MR-185S: 5.5 kW, 1450 rpm. asynchr., 50 Hz.  
 MR-200S: 7.5 kW, 1790 rpm. asynchr., 50 Hz.  
 MR-300: 22 kW, 1465 rpm. asynchr., 50 Hz.

DO NOT FORGET THE SAFETY FACTOR

	60 Hz		
Motor:	1800 rpm. synchr.		
Tolerance:	±8% for Q. ±6% for H.		
Type:	185S	200S	300
Impeller,:	199 mm	199 mm	240 mm
Pump inlet, Dia.:	76 mm	76 mm	76 mm

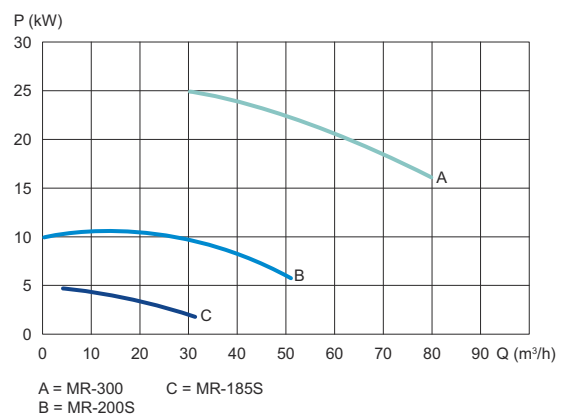
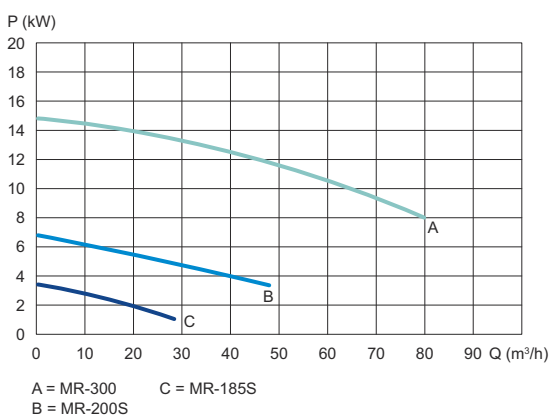
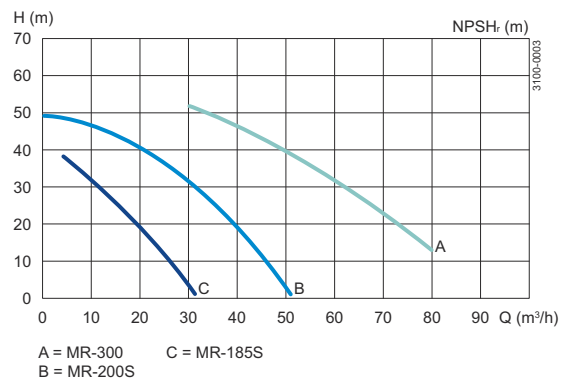
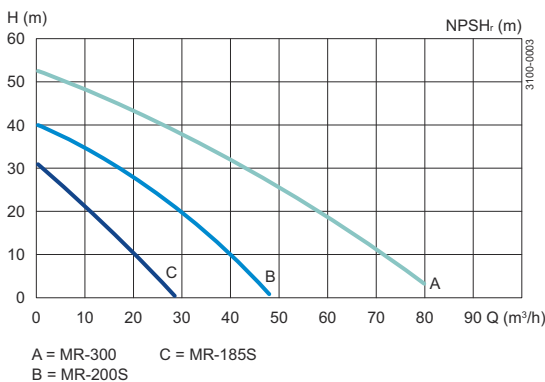
Performance data refer to water at 20 °C



**NOTE!** The curves refer to motor:

MR-185S: 6.3 kW, 1740 rpm. asynchr., 60 Hz.  
 MR-200S: 8.6/12.5 kW, 1790 rpm. asynchr., 60 Hz.  
 MR-300: 25 kW, 1765 rpm. asynchr., 60 Hz.

DO NOT FORGET THE SAFETY FACTOR



This document and its contents are subject to copyrights and other intellectual property rights owned by Alfa Laval Corporate AB. No part of this document may be copied, re-produced or transmitted in any form or by any means, or for any purpose, without Alfa Laval Corporate AB's prior express written permission. Information and services provided in this document are made as a benefit and service to the user, and no representations or warranties are made about the accuracy or suitability of this information and these services for any purpose. All rights are reserved.

200007423-1-EN-GB

© Alfa Laval Corporate AB

---

**How to contact Alfa Laval**

Up-to-date Alfa Laval contact details for all countries are always available on our website at [www.alfalaval.com](http://www.alfalaval.com)